

My Locker, Application with Digital Content for Students

Dear Families,

As a complement to the physical material used in our methodology, you will also have the mobile application **My Locker**, with audiovisual content and additional interactive games related to each story in the course.

The steps to follow to access the application from your electronic device (mobile phone or tablet) are as follows:

Step 1

Go to your mobile app store. (Play Store for Android/App Store for iOS)



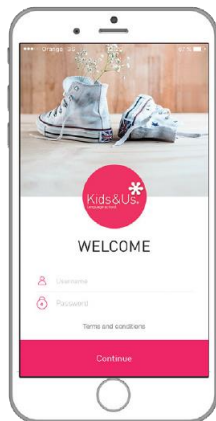
Step 2

Download the app for your course: **My Locker** application.



Step 3

When you open the application, you will see the screen below. Enter your username and password, which will be as follows:



Family log in

User:

Password:

Student log in

User:

Password:

Then, press "Continue" and accept the "Legal Terms" section.

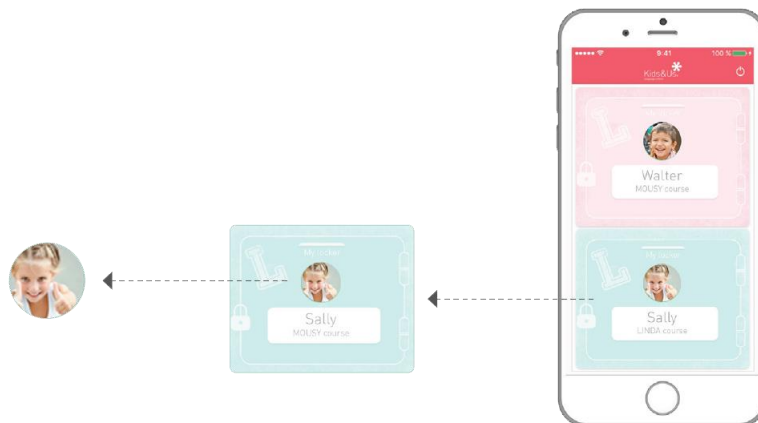


The application has two different types of profiles: one for parents and one for students. The usernames and passwords are different for each user profile, so that you can log in with the most appropriate one.

If the user that has logged in is a student, they will be sent to the content selection menu, whereas if they log in with a parent profile, they will first have to select their child's locker (or one of various, if they have more than one child) in order to access the content menu screen.

Step 4

Select your child's locker. You can also personalise it with the photo of your choice.

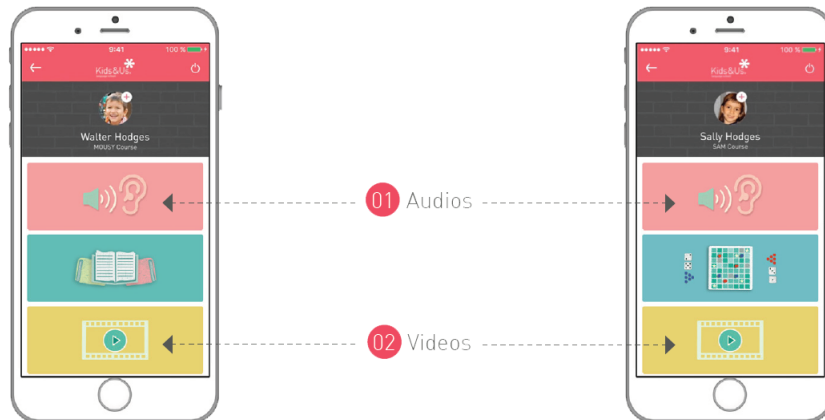


Step 5

Once you have selected your child's profile, you will access the content menu screen, which is designed according to the course your child is following.

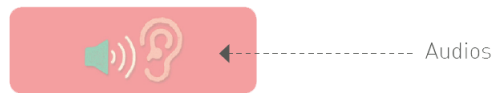
As for the Babies courses, the menu includes *Audio tracks* and *Videos*, while the Kids courses will have *Games*.





Audio tracks

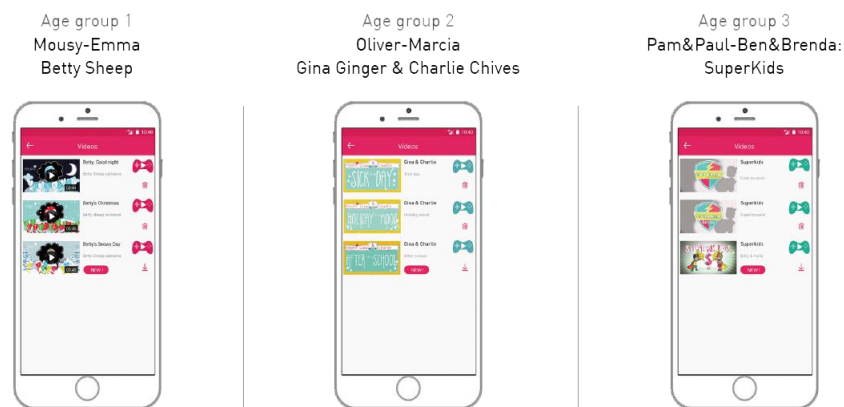
In this section you will have easy access to the audio tracks of the course. As with the videos, you can download and listen to them offline. We would like to remind you of the importance of listening to the audio track corresponding to the story being used in the course; since it is a key aspect of the Kids&Us methodology. This application is a tool that facilitates access to the audio tracks, so that your child can listen to them as often as is recommended.




Videos

In this section, your children can watch cartoon episodes specially adapted to their age. In addition, they can be downloaded and watched without being connected to the internet.

Furthermore, the cartoon episodes in the app will also include interactive games that are suitable for the three different age groups within the *Videos* section of the app.



After watching each cartoon episode, the students can carry on the fun in English by simply clicking on the icon  which will take them to a new screen with interactive digital content pedagogically developed for their age.

Games (Sam-Ben&Brenda)

In this section, you will find interactive games designed specifically for each character and story, so that you can continue practising the vocabulary and structures learnt in the classroom at home. Your child will have access to eight series of activities, two per story. They will appear gradually as the course progresses. You will see that each series is divided into different sections. In the example of Sam below, first, you must complete the section "Family", followed by "Moods" and, lastly, "Colours".



*Whenever there is new content available, you will receive a notification with the message "NEW", so as to keep you informed of the application's pedagogical content.



Duration of the Content

What makes the application **My Locker** unique is its content, which is adapted pedagogically to each course. Its expiry date is also linked to the academic year. In other words, the application will remain enabled for the duration of the academic year, but when it has ended, you will no longer have access to this content.

At Kids&Us we hope that you will make the most of the application and that it will be a useful tool to continue to reinforce the structures covered in class. Remember that your role is crucial to ensure that your child continues making progress in the adventure of learning English.

Happy learning!

